

RESOLUTE®

UNLIMITED MOISTURE VAPOR BARRIER,
HARD-SET, ELASTOMERIC ADHESIVE

SIGNATURE LINE®

TECHNICAL DATA SHEET

September 2024
Version 3.5

RESIDENTIAL

MULTI-FAMILY

COMMERCIAL

DESCRIPTION

Chasing moisture can cost valuable time and money, but with Resolute, you can stop it in its tracks. Designed with safe, single-part, moisture-cured chemistry, Resolute is a faster, more install friendly alternative to two-part epoxy systems. Resolute is engineered for heavy rolling loads and challenging environments, and its waterproof design forms an unlimited moisture vapor barrier that can also take the punishment introduced by topical liquids.

APPROVED FLOORING TYPES

RESILIENT: Linoleum, **Modular** (LVP, LVT, rigid core [dryback], SVT, VET, VCT, woven), **Rubber** (crumb, sheet, tile), **Sheet** (felt-backed, fiberglass, heterogeneous, homogeneous, woven), **Stair Treads** (rubber, vinyl)
CARPET: Artificial Turf, **Modular** (hard-backed, soft-backed, walk-off) **WOOD:** **Cork** (flooring, cork-backed hard surface, underlayment).

APPROVED SUBSTRATES & SURFACES

- APA underlayment grade plywood and OSB
- Association grade particleboard
- Cement backer board
- Cementitious and anhydrite screeds
- Concrete and radiant heated subfloors that do not exceed 85°F (30°C)
- Existing well-bonded non-cushion-backed vinyl, tile and sheet flooring
- Fully secured cork underlayments
- Gypsum and lightweight concrete (primed with TAYLOR 2025, Zephyr® or Enhance®)
- Terrazzo (properly prepared with all waxes and surface finishes removed)

SUBSTRATE TESTING

- RH** - No testing required [100%] [ASTM F2170]
pH - No testing required [5-14] [ASTM F710]
MVER - No testing required [ASTM F1869]
POROSITY - Must pass 3191, must pass [ASTM F3191]
CSP - CSP 1+ with ASTM E1745 (under-slab vapor retarder)
CSP2+ without ASTM E1745 (under-slab vapor retarder)

SUBSTRATE & SURFACE PREPARATION

Follow flooring manufacturer's guidelines. Substrate must be prepared per ASTM F710 standards including, but not limited to the following:

- Concrete floors must be dry, clean, smooth and structurally sound. They shall be free of any foreign materials that might prevent adhesive bond, including dust, dirt, solvent, paint, wax, oil, grease, contaminants from sweeping compounds, residual adhesive, adhesive removers, incompatible sealers, fire-retardant chemicals, fungicides, release agents, alkaline salts, excessive carbonation, laitance, mold, mildew, and curing, sealing, hardening or parting compounds. Some substrates will require aggressive mechanical abrading such as a shot blaster, diamond grinder or Diamabrush to remove all surface contamination and provide a porous substrate with a minimum CSP 1+ with ASTM E1745 (under-slab vapor retarder). Test for porosity in multiple areas to assure a good mechanical bond of the adhesive to the substrate. If the porosity test fails the substrate will require more aggressive abrading.
- Fill all surface cracks, grooves, depressions, control joints and non-moving joints with moisture resistant patching and self-leveling compounds, allow to fully cure and correct high spots before applying adhesive. Do not patch or level over old adhesives or other contamination.



MOISTURE CONTROL
WITH
NO TESTING



TAYLOR TECHNICAL SERVICES

706.712.5823
tech@tayloradhesives.com
3343 Dug Gap Road, Dalton, GA 30721

TAYLOR
WITH YOU EVERY STEP™

- The substrate, adhesive and flooring must be acclimated in an enclosed building with the HVAC operational at service temperature, between 60-95°F (15-35°C), and between 30-65% relative humidity, for at least 72 hours prior to, during, and permanently after installation.
- When installing over radiant heated subfloors, turn the heat off for 24 hours before, during and after installation. Failure to turn the heat off may result in shortened working time of the adhesive. When turning radiant heat back on, raise it incrementally, not to exceed a change of more than 5 degrees per hour to a maximum of 85°F (29°C).

PRECAUTIONARY NOTES:

- Concrete must be placed in strict accordance with applicable standards and specifications. Concrete must be fully cured (at least 45 days), without hydrostatic pressure, without pressurized liquid from any source, and free of surface alkaline salt crystallization.
- When used as a concrete moisture vapor barrier, substrate must be porous per ASTM F3191.
- Flooring must be acclimated per manufacturer's guidelines.
- Do not use over slabs with ASR alkali silica reaction.
- Do not use below grade for moisture control. Because of increased potential for hydrostatic pressure.
- Taylor Adhesives is not responsible for failures caused by significant plasticizer migration from flooring, contamination or substrates.

APPLICATION INSTRUCTIONS

Resolute may only be used as a wet-set adhesive. Follow flooring manufacturer's guidelines for layout, design and any special precautions for installation.




1. Spread adhesive using required tools (see tool chart below). Adhesive ridges will dissipate, and Resolute does not require back-rolling under normal circumstances.
2. Install flooring per the instructions below dependent upon desired application method. (Do not walk, kneel, or work directly on top of flooring without the proper use of knee-boards for at least 60 minutes after flooring is installed).
 - **Tile products**
 - Wait 10 minutes after adhesive is spread to build surface tack and reduce movement.
 - Working time is approximately 45 minutes under acceptable temperature and humidity conditions.
 - Use a hand roller and apply normal pressure to ensure proper bond.
 - Periodically lift flooring material to verify proper transfer of adhesive.
 - **Sheet goods and stair treads**
 - Install flooring or stair treads immediately after adhesive is spread.
 - Working time is approximately 45 minutes under acceptable temperature and humidity conditions.
 - Periodically lift flooring material to verify proper transfer of adhesive.
 - Installer MUST work off the flooring or use kneeling boards. Do NOT allow the flooring to "flop" into place. This may cause air to be entrapped beneath. It's important to use the cork press/three - section hand roller when you gradually rolling out the sheets onto the adhesive. In this way, you will avoid catching air under the sheets that may cause blisters later on. And then, use the heavy roller 100 LB to ensure the final bonding. Reverse roll ends of roll to help minimize roll memory. In some instances the use of bricks, full box of base ETC. may be need to prevent end curl.
3. Roll and cross roll floor with a 75-100 lbs (34-45 kg) roller at the end of the installation to ensure proper transfer of adhesive.
 - Sheet goods - roll from center toward perimeter to expel trapped air.
 - Wait a minimum of 1 hour, but no more than 2 hours, after the installation to roll and cross roll floor.

PRECAUTIONARY NOTES:

- Moisture protection applications must have 100% adhesive transfer.
- Use of knee-boards is required when working on top of freshly installed flooring (60+ minutes).
- Wait 6 hours before heat welding sheet goods.
- Wait 6 hours before wet mopping, stripping/finishing the floor.
- Reseal lid when not in use to protect product.
- Do not use Taylor Resolute for moisture control if the substrate is not free of contamination and porous with a minimum CSP 1+ with ASTM E1745 (under-slab vapor retarder). CSP2+ without ASTM E1745 (under-slab vapor retarder).

REQUIRED TOOLS AND COVERAGE

*Trowel dimensions are width X depth X spacing. Coverage is approximate and may vary depending on porosity of substrate and the angle at which the trowel is held.

FLOORING TYPES	TOOL* (IMAGES NOT TO SCALE)		ESTIMATED COVERAGE
MOISTURE BARRIER & SOUND CONTROL			
RESILIENT: Linoleum, Modular (rigid core [dryback], woven), Rubber (crumb, sheet, tile), Stair Treads (rubber, vinyl) CARPET: Modular (hard-backed, soft-backed, walk-off) WOOD: Cork (flooring, cork-backed hard-surface, underlayment)	1/16" x 1/16" x 1/16" Sq Notch Without under-slab vapor retarder per ASTM E1745		75-125 ft ² /gal
RESILIENT: Modular (LVP, LVT, SVT, VCT, VET) Sheet (felt-backed, fiberglass, heterogeneous, homogeneous, woven)	1/16" x 1/32" x 1/32" U Notch for slabs with under-slab vapor retarder per ASTM E1745		180-250 ft ² /gal
CARPET: Artificial Turf	1/8" x 1/8" x 1/16" U Notch		50-65 ft ² /gal

*It is the sole responsibility of the contractor/installer to determine the proper porosity of the subfloor, apply the correct amount of adhesive for the job conditions and ensure that all instructions, procedures and practices are strictly adhered to.

CLEANING INSTRUCTIONS

While product is still wet: Use a damp cloth and water to remove.

While product is still soft: Use denatured alcohol, mineral spirits, or an adhesive remover/stripper. Always check compatibility on a piece of scrap flooring.

STORAGE

This product should be stored at temperatures between 50-90°F (15-32°C). While this product is freeze-thaw stable, it is necessary to protect it from freezing. Freeze/thaw stable to 10°F (-12°C).

CAUTION

DO NOT take internally. If swallowed, DO NOT induce vomiting. Call a physician immediately. KEEP OUT OF REACH OF CHILDREN.

WARRANTY INFORMATION

For warranty information, call Technical Services at **706-712-5823**, visit us on the web at **www.tayloradhesives.com** or e-mail us at **tech@tayloradhesives.com**. Flooring manufacturer's and TAYLOR's written pre-installation and installation instructions must be strictly followed or the TAYLOR warranty will be void.

RESOLUTE PRODUCT INFORMATION		
PRODUCT CHARACTERISTICS	Product Classification	Unlimited moisture barrier, hard-set, elastomeric adhesive
	Base Chemistry	Modified urethane (isocyanate free)
	Curing Method	Moisture cure
	Appearance/Color	Off white
	Odor	Extremely low
	Consistency	Smooth, low viscosity liquid
	Application	Easy troweling
	Flammability	Non-flammable
	Freeze/Thaw	Stable to 10°F (-12°C) [3 cycles]
	Shelf Life [Unopened Container at 70°F]	1 year
TESTING	Moisture Control	Protects flooring against unlimited moisture (100% RH) substrate moisture vapor & topical liquids
	RH [ASTM F2170]	No testing required (100%)
	pH	No testing required (5-14)
	MVER [ASTM F1869]	No testing required
	Porosity [ASTM F3191]	Must pass CSP 1+ with under-slab vapor retarder (ASTM e1745) or CSP2 without under-slab vapor retarder (ASTM E1745).
	Concrete Surface Profile	CSP1+ with ASTM E1745 CSP2 without ASTM E1745 Slab must not be shiny or glossy when used for moisture control
TIME	Open Time	0 min (sheet goods and stair treads)
	Flash Time	10 min (tile products)
	Working Time	45 min
	Cure Time	6 hrs
	Pot Life	N/A
TRAFFIC	Light Traffic	3 hrs
	Heavy Traffic	4 hrs
	Heavy Rolling Loads	8 hrs
ACOUSTICS*	STC	66 dB
	IIC	68 dB
	Delta IIC	18 dB
SUSTAINABILITY	Solvents	No
	Isocyanates	No
	VOC Wet Applied [g/L] [SCAQMD Rule #1168]	<0.1 g/L
	Bio-Based Content	No
	Post-Consumer Recycled Content	No
	Mineral Abundant Content	Yes
	LEED v4/4.1 Points	Contributes to low emitting materials
	Certifications	FloorScore®, Green Label Plus®, GREENGUARD®, Material Health Certificate - Bronze
	Transparency	mindful MATERIALS Library, Red List free (LBC version 3.1), USGBC Member
WARRANTY**	Duration (non CFI Certified)	10-Year Performance Warranty
	Duration (CFI Certified)	Lifetime Performance Warranty
	Coverage	Bond, 100% Substrate Moisture Vapor, Topical Liquids

*IIC (delta) and STC (delta) ranges are flooring assembly specific based on third party testing and verification in a controlled environment. For any questions or further information, please contact TAYLOR Technical at 706-712-5823.

**For warranty information, view Product Warranty Certificate.